

Participant ID	1a. Develop	1b. Develop	2a. Develop
1	HS	HS	HS
2	VHS	HS	VHS
3	HS	HS	SS
4	VHS	VHS	VHS
5	VHS	HS	VHS
6	VHS	SS	SS
7	HS	SS	HS
8	HS	HS	HS
9	MnS	SS	SS
10	HS	SS	HS
11			
12			
13			
14			
15			
16			
17			
18			
19			
20			
21			
22			
23			
24			
25			
26			
27			

	1. Develop and maintain a Your Skill	2. Develop a Ability to Te Your Skill
Very Highly	4	1 3
Highly Skille	5	5 4
Somewhat S	0	4 3
Minimally S	1	0 0
Not Skilled	0	0 0

2b. Develop	3a. Ensure rc	3b. Ensure rc	4a. Summari	4b. Summari	5a. Ask vari	5b. Ask vari
HS	HS	HS	HS	HS	HS	SS
VHS	HS	HS	HS	HS	VHS	VHS
SS	SS	SS	SS	SS	SS	SS
VHS	VHS	VHS	VHS	VHS	VHS	VHS
HS	VHS	VHS	VHS	HS	HS	HS
SS	SS	SS	HS	SS	MnS	MnS
SS	HS	SS	SS	SS	HS	SS
HS	HS	HS	HS	HS	SS	SS
SS	SS	MnS	HS	SS	MnS	MnS
HS	VHS	HS	SS	HS	SS	MnS

onsensus amc	3. Ensure roles, responsibi	4. Summarize and paraphr	5. Ask various types of qu
Ability to Te Your Skill	Ability to Te Your Skill	Ability to Te Your Skill	Ability to Te
2	3	2	2
4	4	4	5
4	3	3	3
0	0	1	0
0	0	0	0

6a. Facilitate 6b. Facilitate 7a. Facilitate 7b. Facilitate 8a. Employ a 8b. Employ a 9a. Use guid

HS	HS	HS	SS	SS	SS	SS
VHS	VHS	VHS	VHS	HS	HS	HS
SS	SS	MnS	MnS	MnS	MnS	MnS
VHS	VHS	HS	HS	SS	SS	SS
VHS	VHS	HS	HS	VHS	VHS	HS
SS	MnS	VHS	SS	SS	SS	MnS
HS	SS	SS	SS	SS	SS	SS
HS	HS	HS	HS	HS	HS	SS
SS	MnS	SS	MnS	NS	NS	NS
SS	SS	HS	HS	SS	MnS	MnS

6. Facilitate active particip 7. Facilitate discussions th 8. Employ a four-step prot 9. Use guidin

Your Skill	Ability to Te	Your Skill	Ability to Te	Your Skill	Ability to Te	Your Skill
3	3	2	1	1	1	0
3	2	5	4	2	2	2
4	3	2	3	5	4	4
0	2	1	2	1	2	3
0	0	0	0	1	1	1

9b. Use guid 10a. Facilitat 10b. Facilitat 11a. Interpre 11b. Interpre 12a. Interpre 12b. Interpre

SS	SS	SS	HS	SS	HS	SS
HS	HS	HS	HS	HS	HS	HS
MnS	MnS	MnS	HS	HS	MnS	MnS
SS	SS	SS	HS	HS	VHS	VHS
HS	HS	HS	VHS	VHS	HS	HS
MnS	MnS	MnS	SS	SS	MnS	MnS
SS	SS	SS	HS	SS	SS	MnS
SS	SS	SS	SS	SS	HS	HS
NS	NS	NS	NS	NS	SS	MnS
MnS	SS	MnS	SS	MnS	VHS	HS

ing questions t 10. Facilitate the developn 11. Interpret different sour 12. Interpret different sour

Ability to Te Your Skill	Ability to Te Your Skill	Ability to Te Your Skill	Ability to Te Your Skill	Ability to Te Your Skill	Ability to Te Your Skill	Ability to Te Your Skill	Ability to Te Your Skill
0	0	0	1	1	2	1	1
2	2	2	5	3	4	4	4
4	5	4	3	4	2	1	1
3	2	3	0	1	2	4	4
1	1	1	1	1	0	0	0

13a. Interpre 13b. Interpre 14a. Collect 14b. Collect 15a. Collect 15b. Collect 16a. Organiz

HS	HS	HS	HS	HS	HS	SS
HS	HS	HS	HS	HS	HS	HS
MnS	MnS	SS	SS	SS	SS	SS
VHS	VHS	SS	SS	HS	HS	HS
HS	HS	VHS	VHS	VHS	VHS	VHS
MnS	MnS	MnS	MnS	SS	SS	MnS
MnS	MnS	MnS	MnS	HS	HS	HS
HS	HS	SS	SS	SS	SS	SS
NS	NS	NS	NS	SS	NS	SS
VHS	HS	MnS	MnS	SS	SS	SS

13. Interpret different sour 14. Collect data to measur 15. Collect data to measur 16. Organize

Your Skill	Ability to Te	Your Skill	Ability to Te	Your Skill	Ability to Te	Your Skill
2	1	1	1	1	1	1
4	5	2	2	4	4	3
0	0	3	3	5	4	5
3	3	3	3	0	0	1
1	1	1	1	0	1	0

16b. Organiz 17a. Monitor 17b. Monitor 18a. Use the 18b. Use the 19a. Develop 19b. Develop

SS	SS	SS	SS	SS	SS	SS
HS	HS	HS	HS	HS	HS	HS
SS	HS	HS	MnS	MnS	SS	SS
HS	HS	HS	SS	SS	SS	SS
VHS	VHS	VHS	VHS	VHS	VHS	VHS
MnS	MnS	MnS	HS	SS	SS	SS
SS	SS	SS	SS	SS	HS	SS
SS	HS	HS	SS	SS	HS	HS
SS	SS	MnS	SS	MnS	SS	SS
MnS	SS	SS	HS	SS	SS	MnS

and display c 17. Monitor student perfor 18. Use the problem-solvi 19. Develop and maintain

Ability to Te Your Skill	Ability to Te Your Skill	Ability to Te Your Skill	Ability to Te Your Skill	Ability to Te Your Skill	Ability to Te Your Skill	Ability to Te Your Skill
1	1	1	1	1	1	1
2	4	4	3	1	3	2
5	4	3	5	6	6	6
2	1	2	1	2	0	1
0	0	0	0	0	0	0

20a. Facilitate development of Your Skill	20b. Facilitate development of Your Skill	21a. Ensure efficient meetings	21b. Ensure efficient meetings	22a. Ensure opportunities for Your Skill	22b. Ensure opportunities for Your Skill	23a. Ensure access to Your Skill
HS	HS	HS	HS	HS	HS	HS
HS	HS	HS	HS	HS	HS	HS
SS	SS	SS	SS	SS	SS	SS
HS	HS	HS	HS	SS	SS	SS
VHS	VHS	VHS	VHS	HS	HS	HS
HS	HS	HS	HS	MnS	MnS	SS
HS	HS	SS	SS	HS	SS	SS
HS	HS	HS	HS	SS	SS	HS
SS	SS	SS	MnS	SS	MnS	SS
HS	HS	HS	SS	SS	SS	SS

20. Facilitate development of Your Skill	21. Ensure efficient meetings	22. Ensure opportunities for Your Skill	23. Ensure access to Your Skill
1	1	1	0
7	7	6	4
2	2	3	5
0	0	0	1
0	0	0	0

23b. Ensure	24a. Facilitate	24b. Facilitate	25a. Ensure	25b. Ensure	26a. Access	26b. Access
HS	HS	HS	HS	HS	HS	HS
HS	HS	HS	HS	HS	HS	HS
SS	SS	SS	SS	SS	SS	SS
SS	SS	SS	SS	SS	MnS	MnS
HS	VHS	VHS	HS	HS	VHS	VHS
MnS	SS	SS	SS	SS	SS	SS
SS	HS	SS	SS	SS	HS	HS
HS	SS	SS	HS	HS	HS	HS
SS	SS	SS	HS	SS	SS	SS
MnS	MnS	MnS	HS	HS	HS	HS

Administrative	24. Facilitate continuous	25. Ensure content knowledge	26. Access evidence-based
Ability to Teach Your Skill	Ability to Teach Your Skill	Ability to Teach Your Skill	Ability to Teach Your Skill
0	1	1	0
4	3	2	6
4	5	6	4
2	1	1	0
0	0	0	0









37b. Provide 38a. Use cul 38b. Use cul 39a. Use data 39b. Use data 40a. Use data 40b. Use data

HS	HS	HS	HS	HS	HS	HS
HS	HS	HS	HS	HS	HS	HS
MnS	MnS	MnS	SS	SS	SS	SS
VHS	VHS	VHS	SS	SS	SS	SS
HS	HS	HS	VHS	VHS	VHS	VHS
MnS	HS	HS	SS	SS	SS	SS
SS	SS	SS	SS	SS	SS	SS
SS	SS	SS	HS	HS	SS	SS
SS	SS	SS	SS	SS	SS	SS
SS	SS	SS	HS	HS	HS	HS

Instructional f 38. Use culturally respons 39. Use data to evaluate th 40. Use data to evaluate th

Ability to Te Your Skill	Ability to Te Your Skill	Ability to Te Your Skill	Ability to Te Your Skill	Ability to Te Your Skill	Ability to Te Your Skill	Ability to Te Your Skill
1	1	1	1	1	1	1
3	4	4	4	4	3	3
4	4	4	5	5	6	6
2	1	1	0	0	0	0
0	0	0	0	0	0	0

41a. Evaluate 41b. Evaluate an adult learner's application of new knowledge, skills, and/or pra

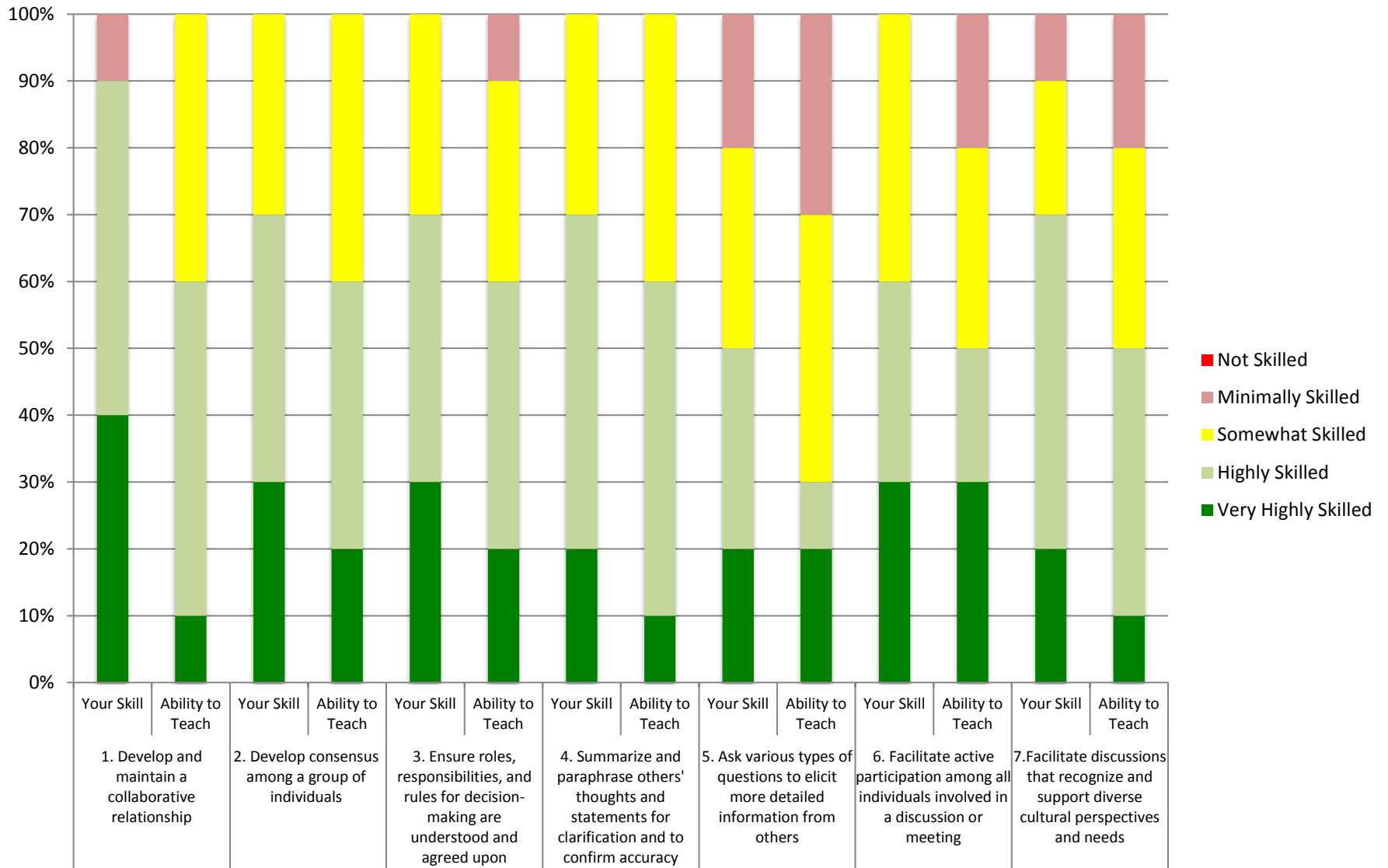
SS	SS
HS	HS
SS	SS
HS	HS
HS	HS
SS	SS
HS	SS
SS	SS
SS	SS
HS	HS

41. Evaluate an adult learr

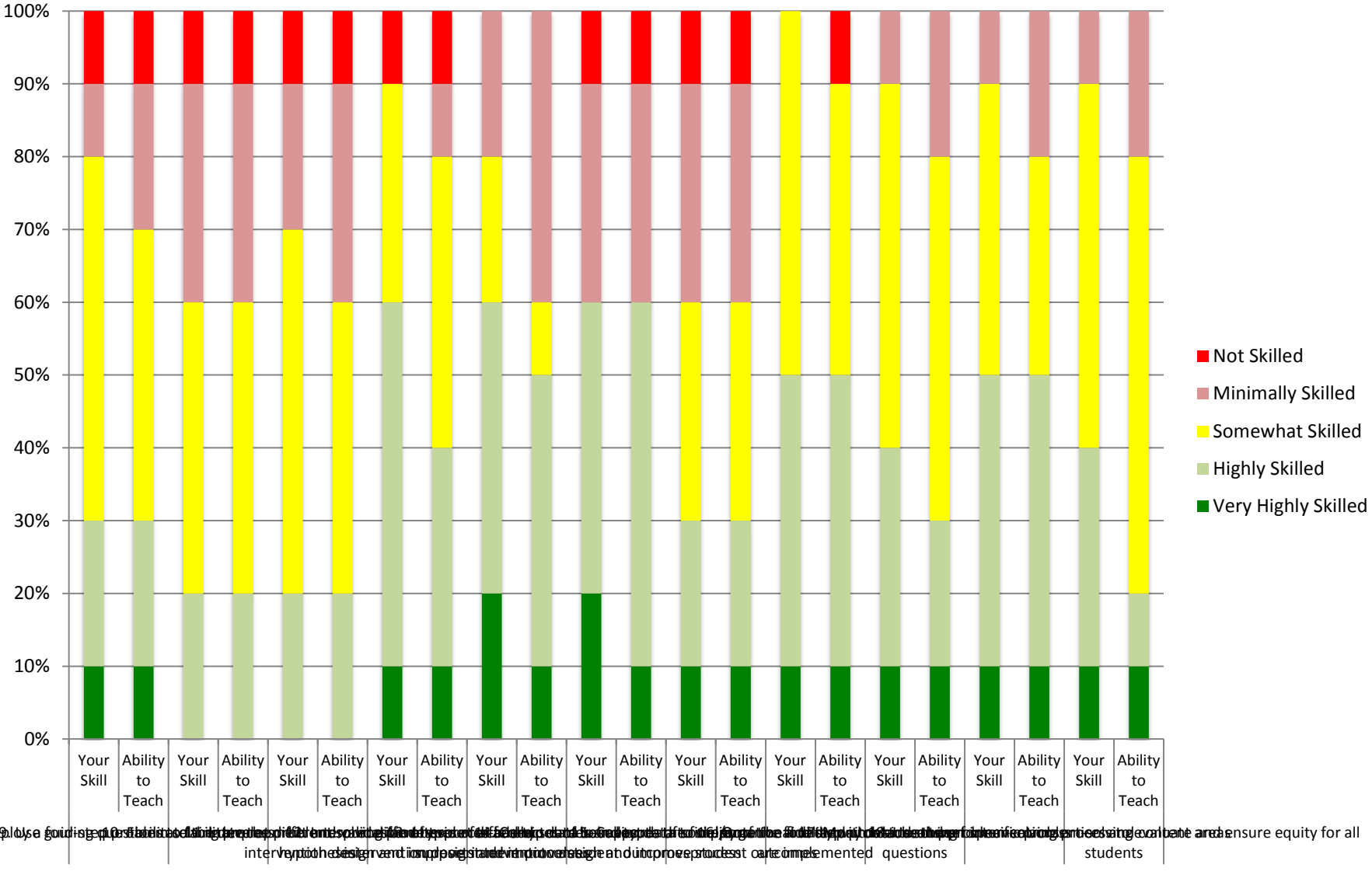
Your Skill	Ability to Teach
0	0
5	4
5	6
0	0
0	0

actices

## Interpersonal Communication Skills



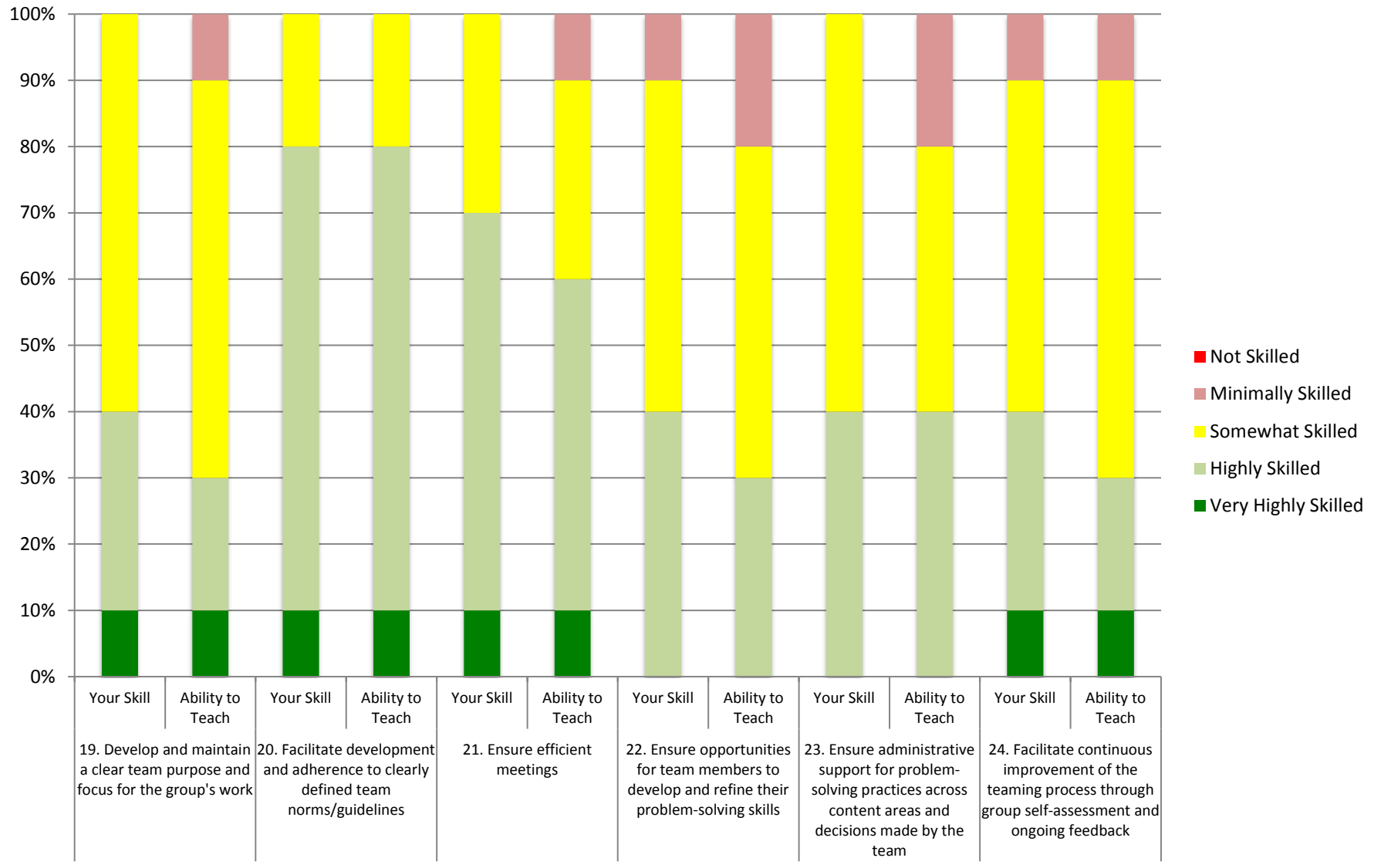
# Data-Based Problem-Solving Skills



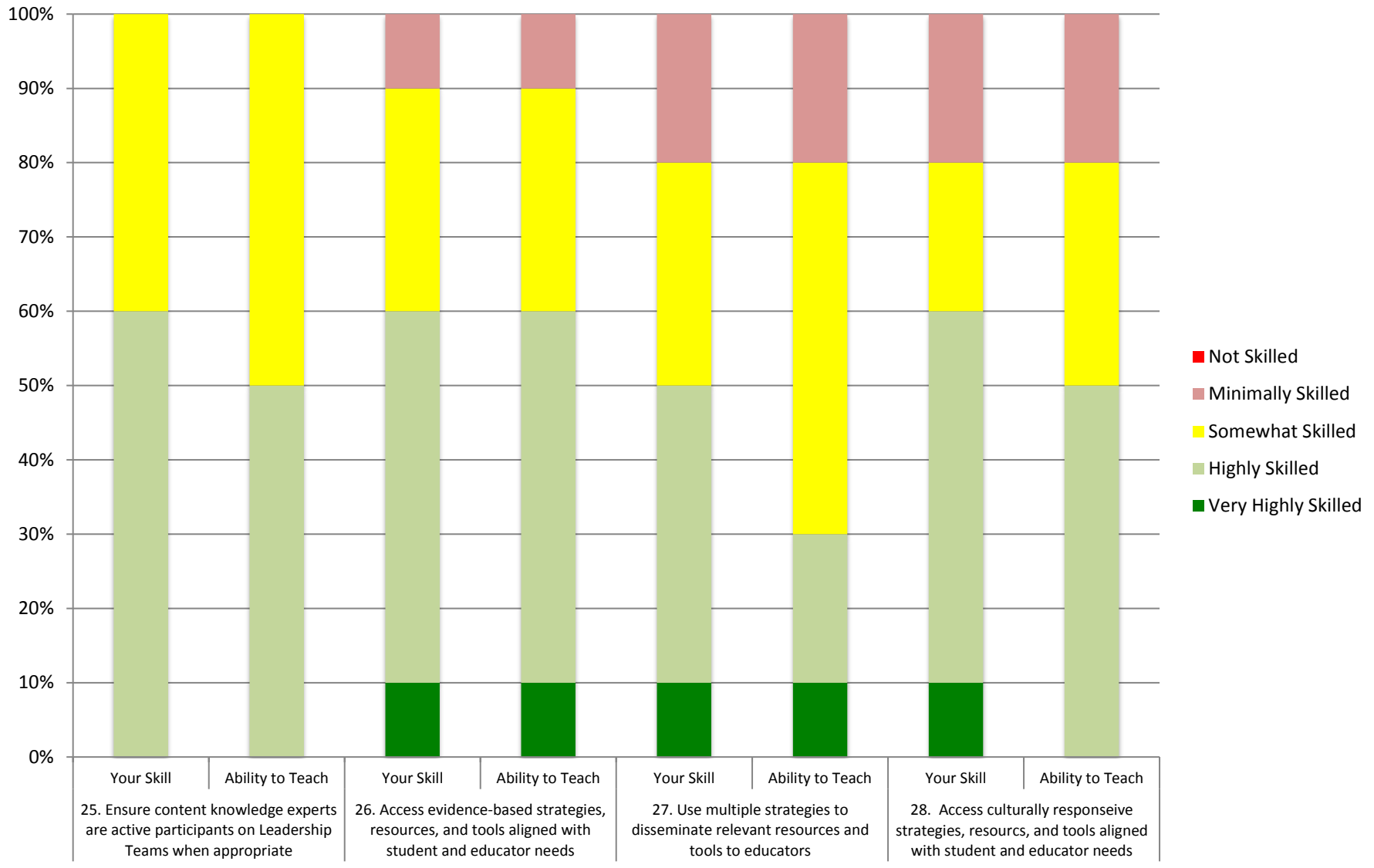
9. Use guidelines for differentiated instruction to design and implement differentiated instruction and support for all students. 10. Use guidelines for differentiated instruction to design and implement differentiated instruction and support for all students. 11. Use guidelines for differentiated instruction to design and implement differentiated instruction and support for all students. 12. Use guidelines for differentiated instruction to design and implement differentiated instruction and support for all students. 13. Use guidelines for differentiated instruction to design and implement differentiated instruction and support for all students. 14. Use guidelines for differentiated instruction to design and implement differentiated instruction and support for all students. 15. Use guidelines for differentiated instruction to design and implement differentiated instruction and support for all students. 16. Use guidelines for differentiated instruction to design and implement differentiated instruction and support for all students. 17. Use guidelines for differentiated instruction to design and implement differentiated instruction and support for all students. 18. Use guidelines for differentiated instruction to design and implement differentiated instruction and support for all students. 19. Use guidelines for differentiated instruction to design and implement differentiated instruction and support for all students. 20. Use guidelines for differentiated instruction to design and implement differentiated instruction and support for all students. 21. Use guidelines for differentiated instruction to design and implement differentiated instruction and support for all students. 22. Use guidelines for differentiated instruction to design and implement differentiated instruction and support for all students. 23. Use guidelines for differentiated instruction to design and implement differentiated instruction and support for all students. 24. Use guidelines for differentiated instruction to design and implement differentiated instruction and support for all students.



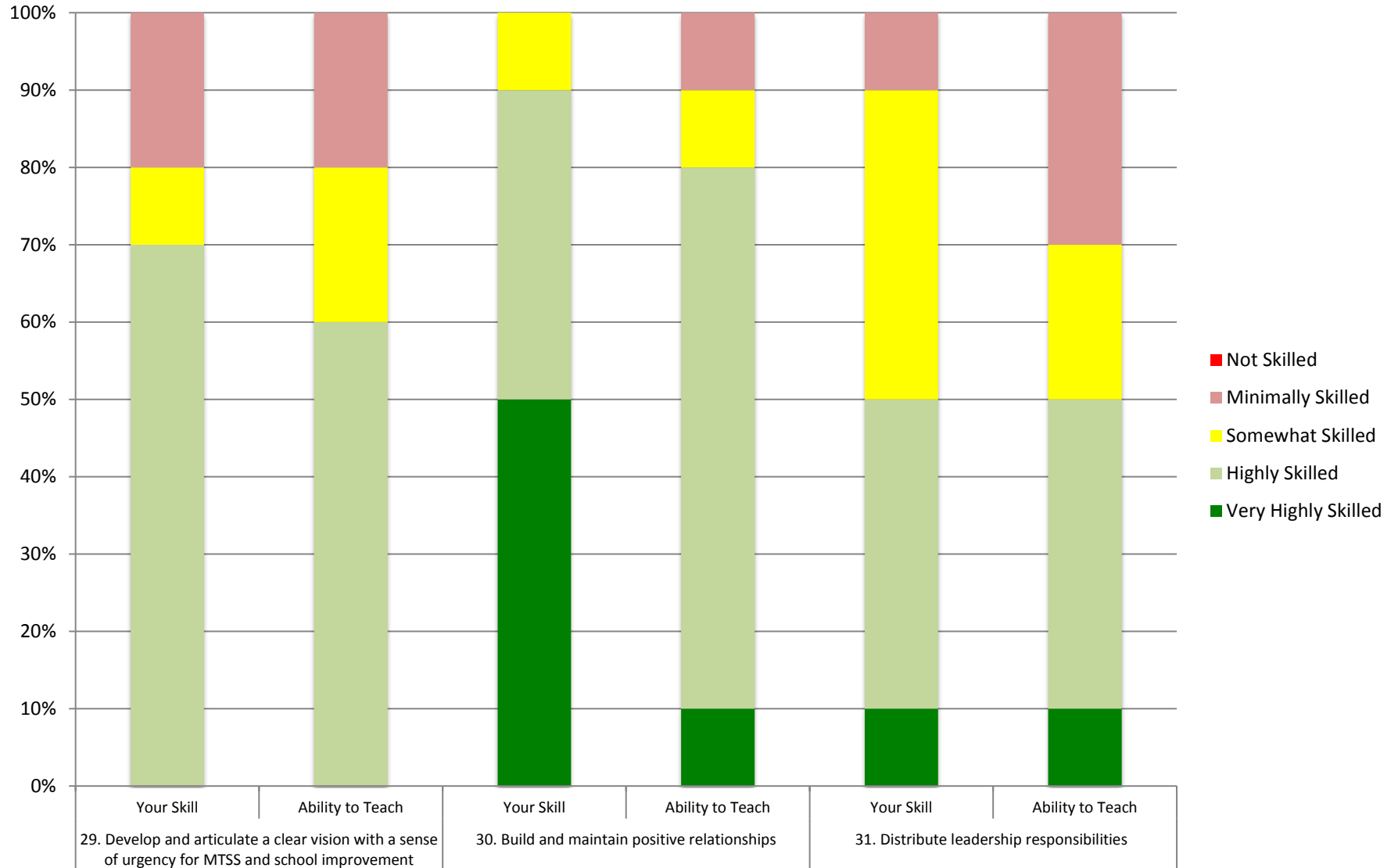
## Team Facilitation Skills



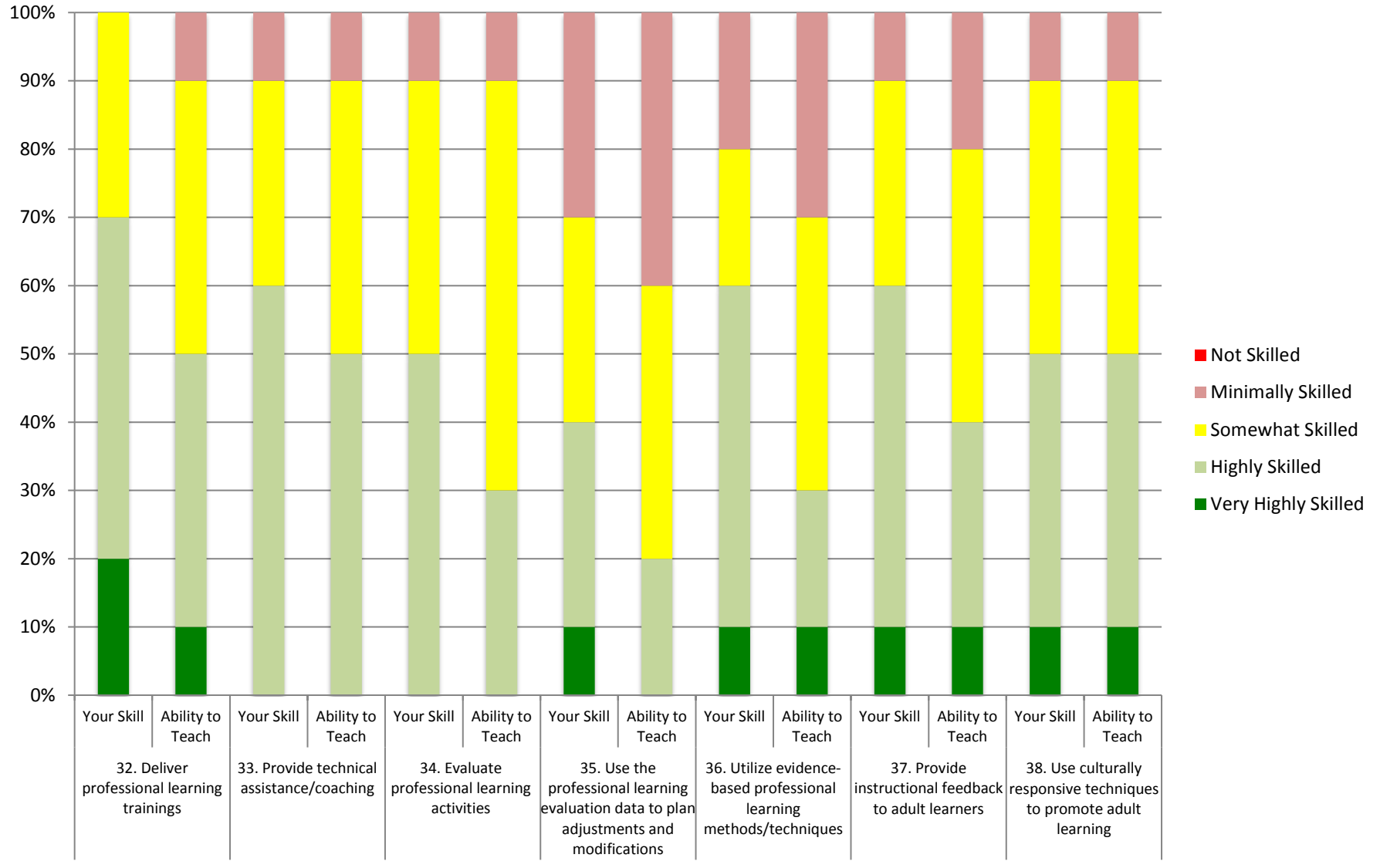
## Content Knowledge Dissemination Skills



## Leadership Skills



## Professional Learning Skills



## Evaluation Skills

