



Reading Tiered Fidelity Inventory Reporting System

Anna Harms

2/8/23

mimtsstac.org



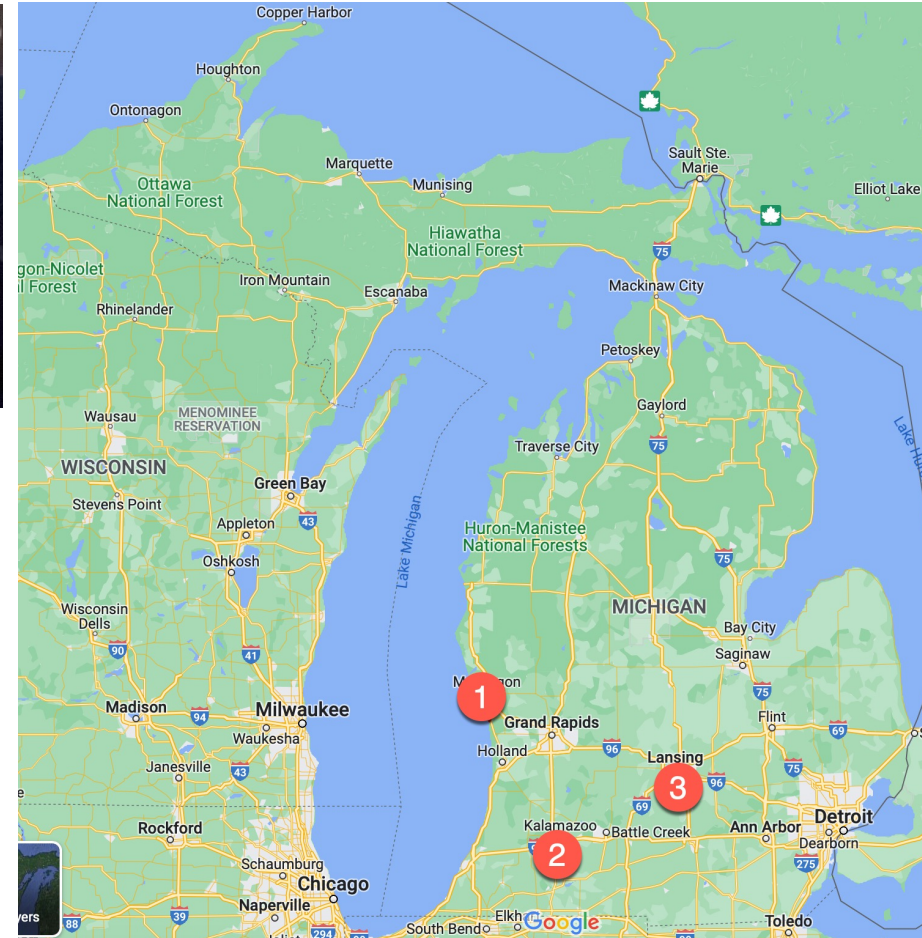
About Me

- Anna Harms
- aharms@mimtss.org



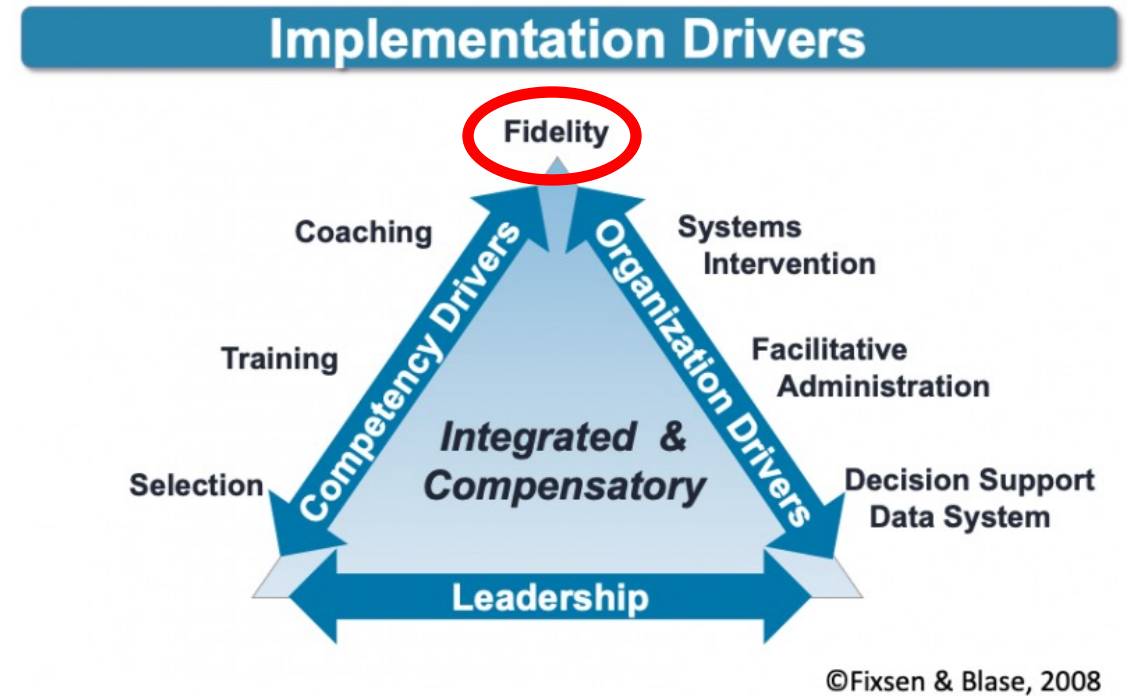
Evaluation Experience:

- State Personnel Development Grants: 2007, 2012, 2017, 2022
- SEA School Climate Transformation Grants: 2014, 2018
- OSEP Model Demonstration for Adolescent Literacy



Who We Are

- The SPDG community emphasizes measuring and improving implementation!
 - Program Measures 1 and 2
 - Fidelity Fridays



Where could the R-TFI fit for you?

- Does your SPDG include professional learning on the reading components of an MTSS Framework?
- What do you use to measure implementation?

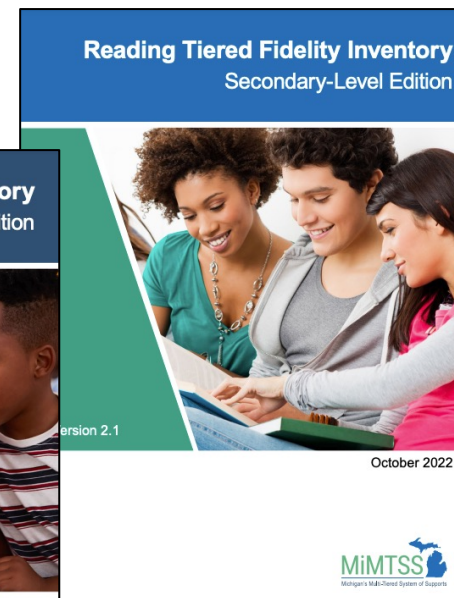
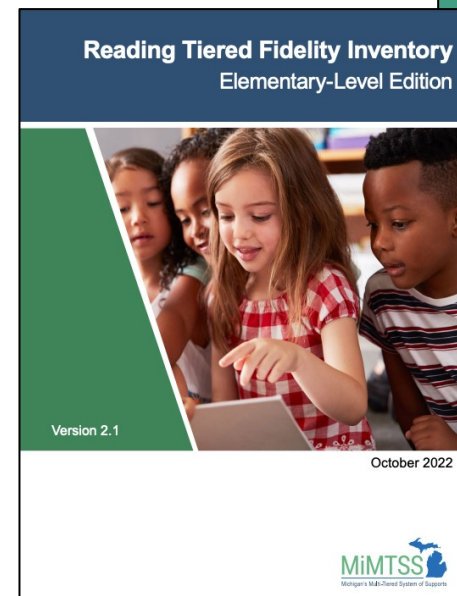
The Year was 2007

- Planning and Evaluation Tool-Revised
 - Elementary focus only
 - Tier 1 focus
 - People were sending us paper copies of their assessment results. We entered those into a spreadsheet on a shared drive
 - Sometimes an inverse relationship with reading outcomes



Fast Forward to 2022

- Reading Tiered Fidelity 2.0
 - Elementary and Secondary-Level Editions
 - Tier 1 and Advanced Tiers
 - Greater emphasis on classroom and instructional **practices** in addition to school-wide systems and data
 - Equity and Family Engagement Embedded Throughout



Tier 1 Data, Systems, Practices

Which item taps
into:

Data?

Systems?

Practice?

1. Teachers provide daily instruction in comprehension processes across subjects to address the needs of all learners.
2. The school leadership team has a documented process for communicating with individuals and other teaming structures.
3. Grade-level teams use data to monitor the effectiveness of Tier 1 grade-level reading instruction.

Embedded Family Engagement and Equity

R-TFI Item	2 Points	Suggested Data Sources	1 and 0 Points
<p>1.5</p> <p>The School Leadership Team uses data to monitor the effectiveness of the Tier 1 reading components of an MTSS framework.</p>	<p>The School Leadership Team uses data to answer the following questions:</p> <ol style="list-style-type: none"> 1 Compared to the school-wide SMARTe goal(s), what percent of students have reading scores that demonstrate they are on track for future reading success? 2 Is reading success increasing over time? 3 How are students' reading scores the same or different across groups (i.e., race, ethnicity, gender, ability, grade level)? 4 What do students report about their reading skills, progress, and reading supports? 5 What do parents, families, and caregivers report about their children's reading skills, progress, and reading supports? 6 How are student and family perceptions the same or different across groups (i.e., race, ethnicity, gender, ability, student grade level)? 7 Compared to the school-wide SMARTe goal(s), what percent of teachers are implementing the essential components of the Tier 1 reading curriculum resources with fidelity? 8 Compared to the school-wide SMARTe goal(s), what is our level of implementation of the Tier 1 components of an MTSS Framework (e.g., R-TFI data)? 	<p>Data reports that answer the eight questions</p>	<p>1 point: The School Leadership Team uses data to answer at least 4 of the 8 questions outlined in the 2-point response.</p> <p>0 points: The criteria from the 2-point or 1-point response are not in place.</p>

S: specific

M: measurable

A: attainable

R: realistic

T: timely

E: equity focused

What's the most efficient?

- Scoring
 - Hand scoring
 - Build your own spreadsheet to enter scores & notes and get results
 - Access a dashboard in the R-TFI Reporting System
 - Build your own state system from scratch
- Analyzing District-wide Results Over Time
 - Review tables of scores for individual schools
 - Review individual school spreadsheets
 - Review dashboard graphs in the R-TFI Reporting System

R-TFI Reporting System Demonstration

- Login
- Add/Edit R-TFI
- School Results
- District-wide Results
- Users
- Export Data

Improvement, not Compliance

- The R-TFI Reporting System is specifically for the R-TFI. We still need to make the connections to student reading outcomes.
- Example 1:
 - Our student reading data looked like this...
 - Since receiving training from the SPDG, we are using the R-TFI to guide and monitor our improvement efforts.
 - When we improved implementation of the reading components of an MTSS framework, student reading data improved to this...
- Example 2:
 - Student reading data are improving.
 - We are confident the improvement is connected to our implementation of the reading components of an MTSS framework (as measured by the R-TFI)
 - We need these resources from our district to continue making progress and sustain what's been put into place.

How to Get Started

- [R-TFI webpage](#)
 - Download the assessments
 - Sign up for the R-TFI Reporting System, [Login](#)
 - Access the [EduPaths](#) courses to learn more and become a trained facilitator.

<https://mimtsstac.org/evaluation/fidelity-assessments/reading-tiered-fidelity-inventory-r-tfi>

<https://www.edupaths.org/catalog>

<https://mimtssdata.org/RTFIReporting/Account/Login>₁₂