

# Measuring School-Wide Implementation of Academic and Behavior Supports with the *School Implementation Scale*

---

March 7, 2012

Amy Gaumer Erickson, Ph.D., University of Kansas  
Pattie Noonan, Ph.D., University of Kansas  
Ronda Jenson, Ph.D., University of Missouri, Kansas City  
Pam Williams, Missouri Department of Elementary & Secondary Education

The *School Implementation Scale* is a newly developed online survey designed to capture the personal adoption and level of individual implementation of school staff. The survey is designed to be deployed school-wide (all staff) as a way to measure levels of implementation over time.

## The *School Implementation Scale*:

- Evaluates fidelity of implementation and the extent of implementation across a school and/or district.
- All items are evidence-based and result in robust data.
- Addresses tiered supports in both academics and behavior.
- Is sensitive to change.
- Is quick and easy to complete online. Results in a high response rate.
- Supports school-level action planning and data-based decision-making.
- Correlates closely with gains in academic achievement for students with disabilities.
- Has high reliability (overall scale Alpha = .961)
- Appeals to teachers, administrators, other certified staff, and noncertified staff.
- Works in elementary, middle, and high schools.

### Limitations of Similar Measures

- Costly
- Time-intensive
- Intervention-specific
- Perspectives of only a few staff members

When used in conjunction with other data, the *School Implementation Scale* yields powerful information about school improvement. Results can be utilization-focused to help schools/districts target specific areas for resources and professional development, making interventions more effective.

### Example Triangulation of Data

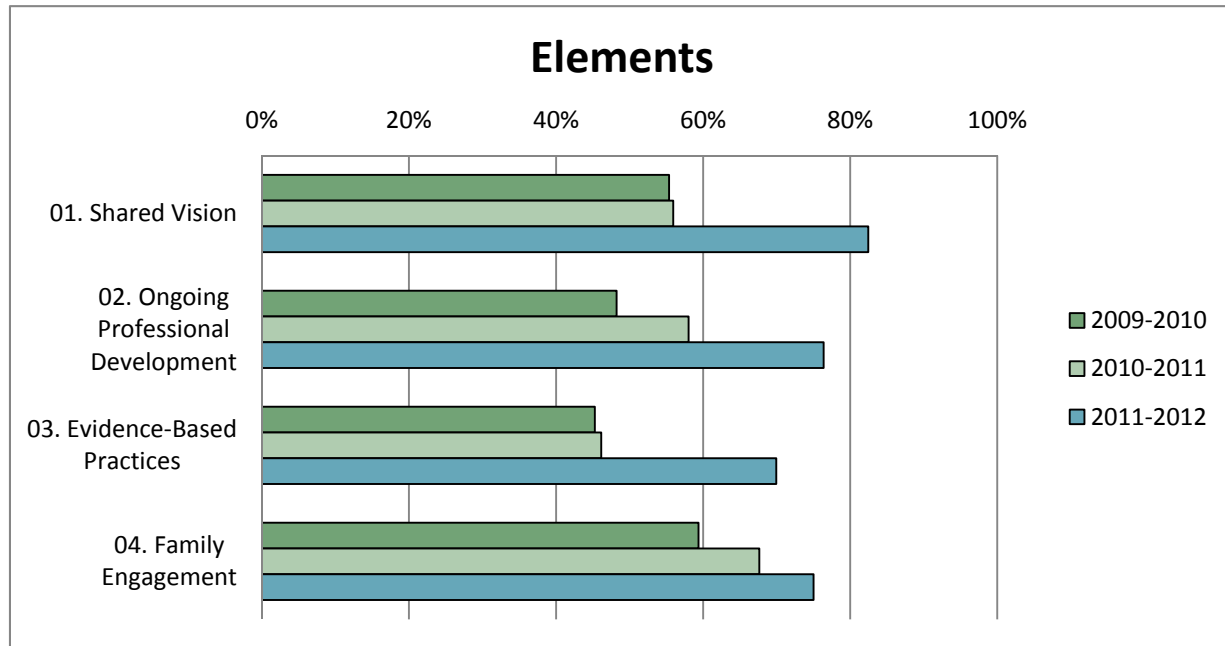
- School Data Binder
  - Process Checklist
  - Staffing Changes
  - Office Disciplinary Referrals
  - Universal Screening/Progress Monitoring
  - Proficiency on State Assessments
  - Implementation Facilitator Observations

It's Customizable! The *School Implementation Scale* and its reports can be customized for any multi-tiered intervention and it's available for use now. For detailed information or to order the survey with customized summary reports, contact Amy Gaumer Erickson, [aerickson@ku.edu](mailto:aerickson@ku.edu) or (785) 864-0517.

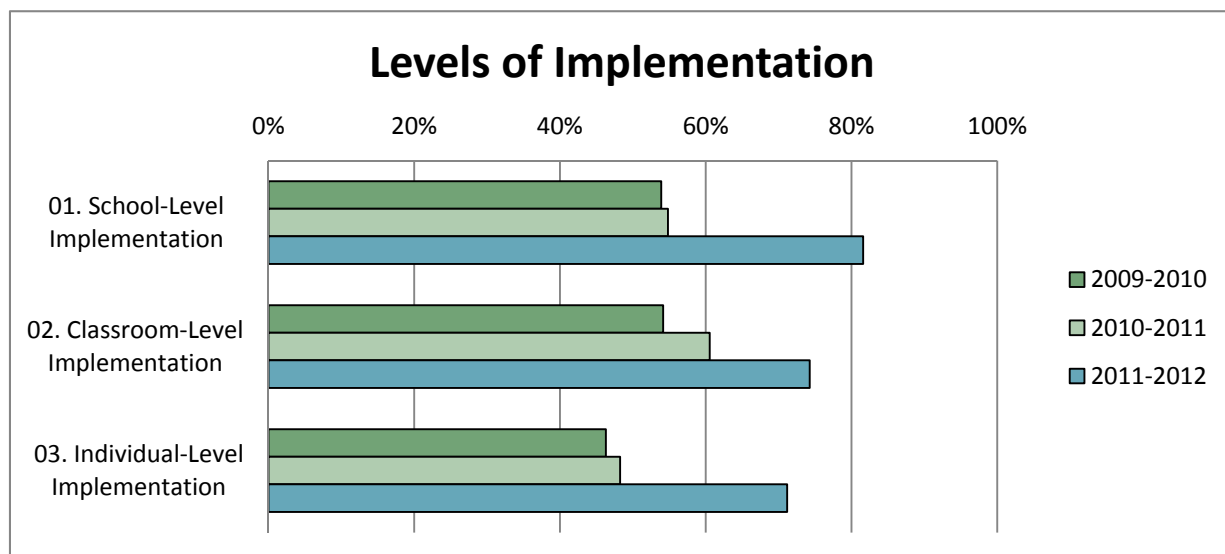
## Elementary School Implementation Scale

Percentage of Responses "Strongly Agree" or "Agree"

Scale	2009-2010	2010-2011	2011-2012
01. Shared Vision	55%	56%	82%
02. Ongoing Professional Development	48%	58%	76%
03. Evidence-Based Practices	45%	46%	70%
04. Family Engagement	59%	68%	75%



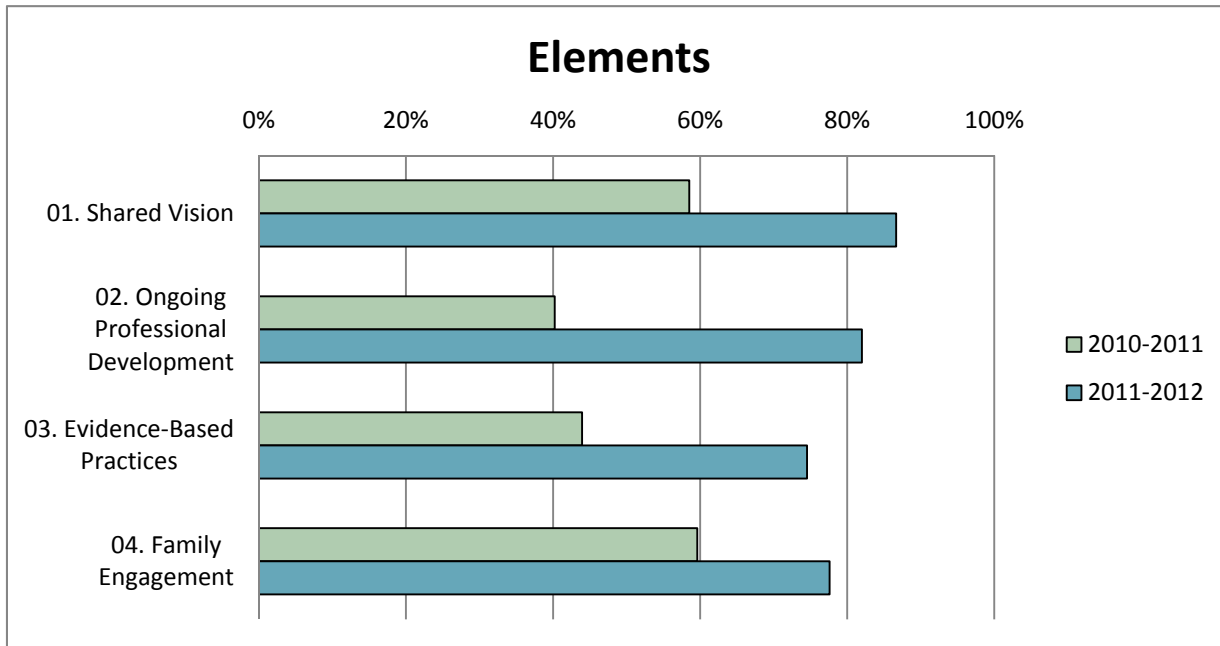
Levels of Implementation	2009-2010	2010-2011	2011-2012
01. School-Level Implementation	54%	55%	82%
02. Classroom-Level Implementation	54%	61%	74%
03. Individual-Level Implementation	46%	48%	71%



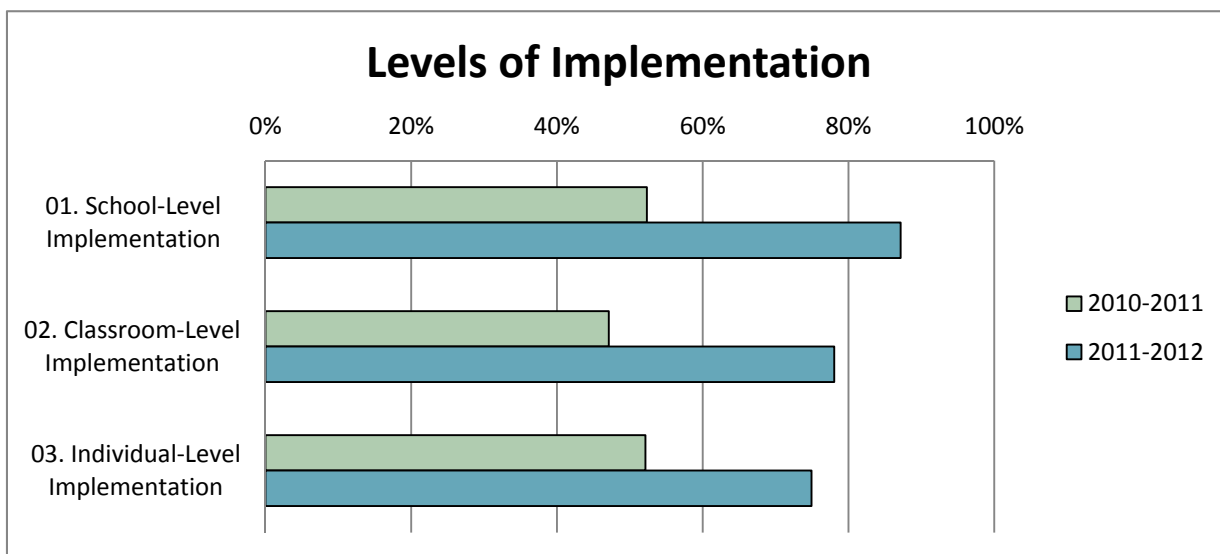
## Middle School Implementation Scale

### Percentage of Responses "Strongly Agree" or "Agree"

Scale	2010-2011	2011-2012
01. Shared Vision	59%	87%
02. Ongoing Professional Development	40%	82%
03. Evidence-Based Practices	44%	75%
04. Family Engagement	60%	78%



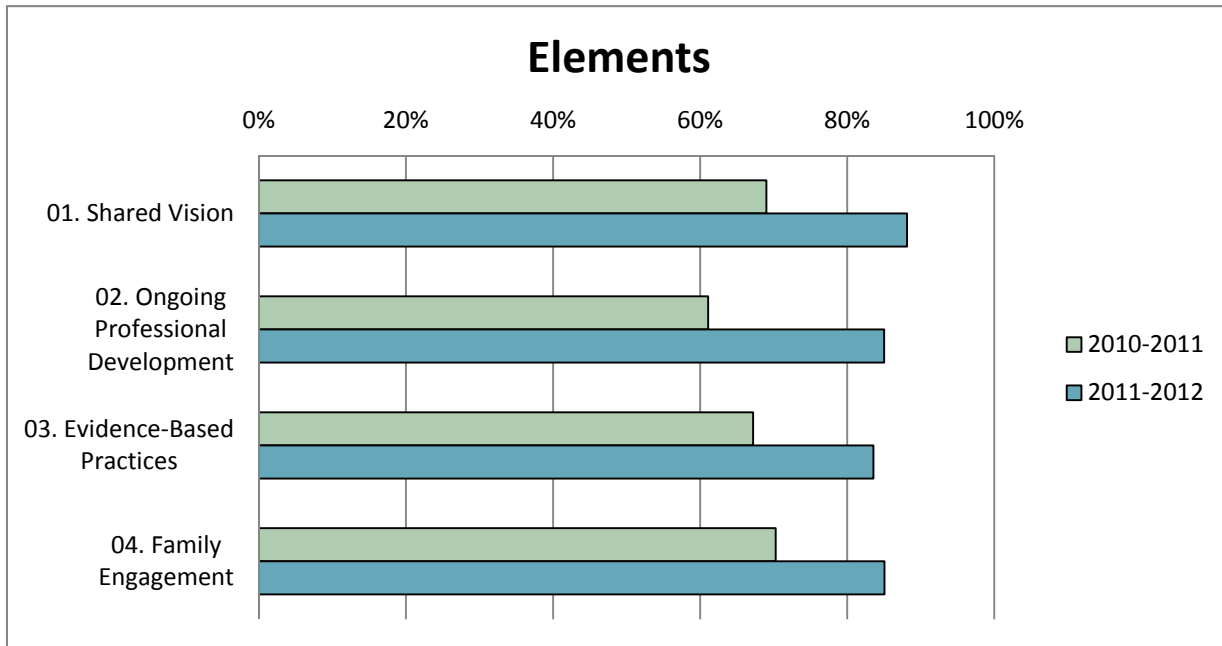
Levels of Implementation	2010-2011	2011-2012
01. School-Level Implementation	52%	87%
02. Classroom-Level Implementation	47%	78%
03. Individual-Level Implementation	52%	75%



## High School Implementation Scale

### Percentage of Responses "Strongly Agree" or "Agree"

Scale	2010-2011	2011-2012
01. Shared Vision	69%	88%
02. Ongoing Professional Development	61%	85%
03. Evidence-Based Practices	67%	84%
04. Family Engagement	70%	85%



Levels of Implementation	2010-2011	2011-2012
01. School-Level Implementation	72%	93%
02. Classroom-Level Implementation	63%	81%
03. Individual-Level Implementation	66%	82%

